

○ MUSIC  city COUNSELOR


THANK YOU FOR YOUR
PURCHASE!



Hey y'all, Laura here! I so appreciate when you please take a moment to leave a review on my resources on my TpT Store. Thanks for your support! Enjoy the resource!

♥ *laura oathout*

LET'S CONNECT!



For helpful ideas, engaging resources, and freebies, please check out my website and membership!

○ ♥ **WEBSITE:** www.musiccitycounselor.com

♥ **MEMBERSHIP:** www.counselorcollab.com

ASCA MINDSETS & BEHAVIORS:

Mindset Standards:

- M 1: Belief in development of whole self, including a healthy balance of mental, social/emotional and physical well-being

Behavior Standards:

- B-LS 5: Media and technology skills to enhance learning
- B-SMS 1: Responsibility for self and actions
- B-SMS 9: Personal safety skills
- B-SS 8: Advocacy skills for self and others and ability to assert self, when necessary

DIRECTIONS:

This lesson will take approximately 45 minutes to teach.

Materials Needed:

- Printed materials
- Scissors
- Markers or crayons
- Pencils
- Glue sticks
- Construction paper (optional background for craft)

Recommended Sequence:

1. Review the PowerPoint or digital for Google Slides™ presentation with students.
2. Use the discussion cards with students.
3. Ask students to sign the Cyber Safety Pledge.
4. Choose a craft, worksheet, or coloring page to close the lesson.
5. Display the cyber safety posters in your space.

Presentation:

Both a PowerPoint and digital for Google Slides™ presentation are included. This presentation teaches students all about **cyber safety**. Students learn what cyber safety is and 14 ways to be safe online. The last slide asks students to "turn and talk" with a neighbor and share how they can be cyber safe.

Discussion Cards:

24 discussion cards are included in full color and black/white. You can use these in many ways! I recommend dividing students into

DIRECTIONS PAGE 2:

small groups of 2-3 and giving each group 2-3 cards. Students can discuss them with their small groups, then share their answers with the class.

Cyber Safety Pledge:

8 different versions of a half-page Cyber Safety pledge are included in full color and black/white. Please let students choose the clipart kid that looks the most like them. Students can sign and date the pledge, and decorate the black/white version.

Craft:

4 different versions (2 female, 2 male) of a cute Cyber Safety craft are included. Please give each student a clipart kid and a writing page. Please let students choose the clipart kid that looks the most like them. First, students can write on the lines how they are Cyber Safe. Then, they can color the clipart kid. Next, they can cut out the kid and glue him/her to the top of the writing page as shown in the sample on the next page. Finally, students can glue their craft onto a piece of construction paper or leave it as is.

Posters:

14 instructional posters are included. These are great for practicing cyber safety with students, and for displaying in your space!

Worksheets & Coloring Pages:

Assorted worksheets and coloring pages are included for different age and ability levels.

SAMPLE CRAFT:



Name: Laura Beth

CYBER SAFETY

I am Cyber Safe when I...

only talk to people I know on my
games and apps. I never meet
anyone or share information
with anyone I don't know.

POSTERS

CYBER SAFETY TIPS




Ask permission.



Use in open areas.



Talk to people you know. "Friend" people you know.

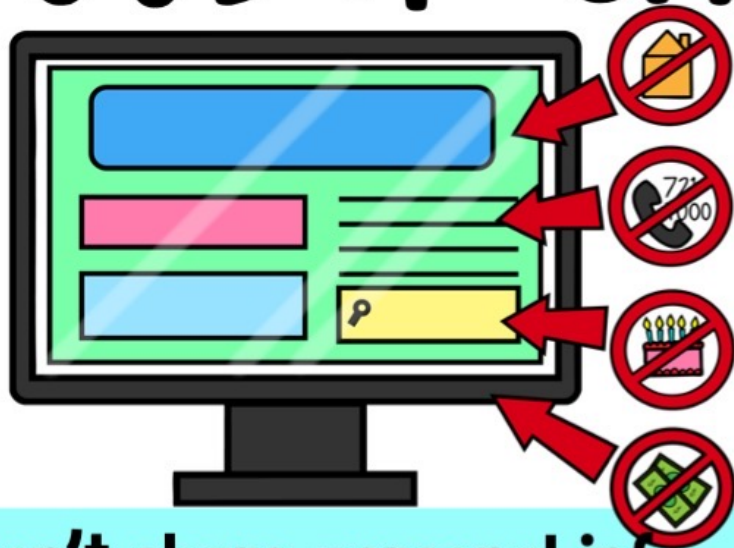


Never meet up!




Do not spend \$ online.

CYBER SAFETY TIPS



Don't share personal info. Careful where you click.



Question what you read.

Be kind online.



Report cyber bullying.

Limit screen time.

CYBER SAFETY

Ask permission first.



CYBER SAFETY

Use in open areas.



CYBER SAFETY

Talk to people you know.




CYBER SAFETY

"Friend" people you know.




CYBER SAFETY

NEVER meet up!




CYBER SAFETY

Don't spend \$ online.



CYBER SAFETY

Don't share personal info!



CYBER SAFETY

Careful where you click!



CYBER SAFETY

Question what you read.



CYBER SAFETY

Be kind online.




CYBER SAFETY

Report cyber bullying.



CYBER SAFETY

Limit screen time.



DISCUSSION CARDS

**Let's
Talk**



CYBER SAFETY!

What is
Cyber
Safety?

© Music City Counselor

**Let's
Talk**




CYBER SAFETY!

Why is it
important to ask
permission before
going online?

© Music City Counselor

**Let's
Talk**



CYBER SAFETY!

Where at
home is it safe
to use devices?

© Music City Counselor

**Let's
Talk**



CYBER SAFETY!

Who is it safe
to talk to
online? Why?

© Music City Counselor

Let's Talk CYBER SAFETY!



Who should you
"friend" or accept
friend requests
from online?

© Music City Counselor

Let's Talk CYBER SAFETY!



Why should you
NEVER meet up
with people you
met online?

© Music City Counselor

Let's Talk CYBER SAFETY!



Can we trust
people we met
online? Why or
why not?

© Music City Counselor

Let's Talk CYBER SAFETY!



Is it safe for kids
to spend money
online? Why or
why not?

© Music City Counselor

**Let's
Talk**



CYBER SAFETY!

What information
can you share
with others
online?

© Music City Counselor

**Let's
Talk**



CYBER SAFETY!

Why should you
NEVER share
your location
with anyone?

© Music City Counselor

**Let's
Talk**



CYBER SAFETY!

What should you
do if someone
asks for your full
name online?

© Music City Counselor

**Let's
Talk**



CYBER SAFETY!

What should you
do if someone
asks for your
address online?

© Music City Counselor

Let's Talk



CYBER SAFETY!

Why is it
important to be
careful where
you click online?

© Music City Counselor

Let's Talk



CYBER SAFETY!

Can you trust
everything you
read online? Why
or why not?

© Music City Counselor

Let's Talk



CYBER SAFETY!

What is an
example of a
strong
password?

© Music City Counselor

Let's Talk



CYBER SAFETY!

Why are strong
passwords
helpful?

© Music City Counselor

Let's Talk




CYBER SAFETY!

What is one
way to be
kind online?

© Music City Counselor

Let's Talk



CYBER SAFETY!

What is
cyber
bullying?

© Music City Counselor

Let's Talk



CYBER SAFETY!

What can you
do if you are
cyber bullied?

© Music City Counselor

Let's Talk



CYBER SAFETY!

What can you do
if someone you
know is cyber
bullied?

© Music City Counselor

Let's Talk



CYBER SAFETY!

If you see
something fishy
or unsafe online,
who can you tell?

© Music City Counselor

Let's Talk



CYBER SAFETY!

Why is it
important to
take breaks
from screens?

© Music City Counselor

Let's Talk



CYBER SAFETY!

If someone is
mean to you on
a game, what
could you do?

© Music City Counselor

Let's Talk



CYBER SAFETY!

Does your family
have any rules
about screen
time at home?

© Music City Counselor

Let's Talk CYBER SAFETY!

What is
Cyber
Safety?

© Music City Counselor



Let's Talk CYBER SAFETY!

Why is it
important to ask
permission before
going online?

© Music City Counselor



Let's Talk CYBER SAFETY!

Where at home
is it safe to use
devices?

© Music City Counselor



Let's Talk CYBER SAFETY!

Who is it safe
to talk to
online? Why?

© Music City Counselor



Let's Talk CYBER SAFETY!



Who should you
"friend" or accept
friend requests
from online?

© Music City Counselor


Let's Talk CYBER SAFETY!



Why should you
NEVER meet up
with people you
met online?

© Music City Counselor

Let's Talk CYBER SAFETY!



Can we trust
people we met
online? Why or
why not?

© Music City Counselor


Let's Talk CYBER SAFETY!



Is it safe for kids
to spend money
online? Why or
why not?

© Music City Counselor

Let's Talk




CYBER SAFETY!

What information
can you share
with others
online?

© Music City Counselor

Let's Talk



CYBER SAFETY!

Why should you
NEVER share
your location
with anyone?

© Music City Counselor

Let's Talk

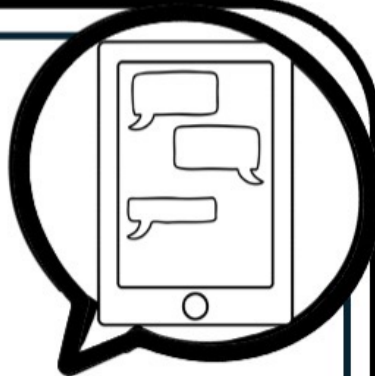


CYBER SAFETY!

What should you
do if someone
asks for your full
name online?

© Music City Counselor

Let's Talk



CYBER SAFETY!

What should you
do if someone
asks for your
address online?

© Music City Counselor

Let's Talk



CYBER SAFETY!

Why is it
important to be
careful where
you click online?

© Music City Counselor

Let's Talk



CYBER SAFETY!

Can you trust
everything you
read online? Why
or why not?

© Music City Counselor

Let's Talk



CYBER SAFETY!

What is an
example of a
strong
password?

© Music City Counselor

Let's Talk



CYBER SAFETY!

Why are strong
passwords
helpful?

© Music City Counselor

Let's Talk CYBER SAFETY!



What is one
way to be
kind online?

© Music City Counselor

Let's Talk CYBER SAFETY!



What is
cyber
bullying?

© Music City Counselor

Let's Talk CYBER SAFETY!



What can you
do if you are
cyber bullied?

© Music City Counselor

Let's Talk CYBER SAFETY!



What can you do
if someone you
know is cyber
bullied?

© Music City Counselor

Let's Talk CYBER SAFETY!



If you see
something fishy
or unsafe online,
who can you tell?

© Music City Counselor

Let's Talk CYBER SAFETY!



Why is it
important to
take breaks
from screens?

© Music City Counselor

Let's Talk CYBER SAFETY!



If someone is
mean to you on
a game, what
could you do?

© Music City Counselor


Let's Talk CYBER SAFETY!

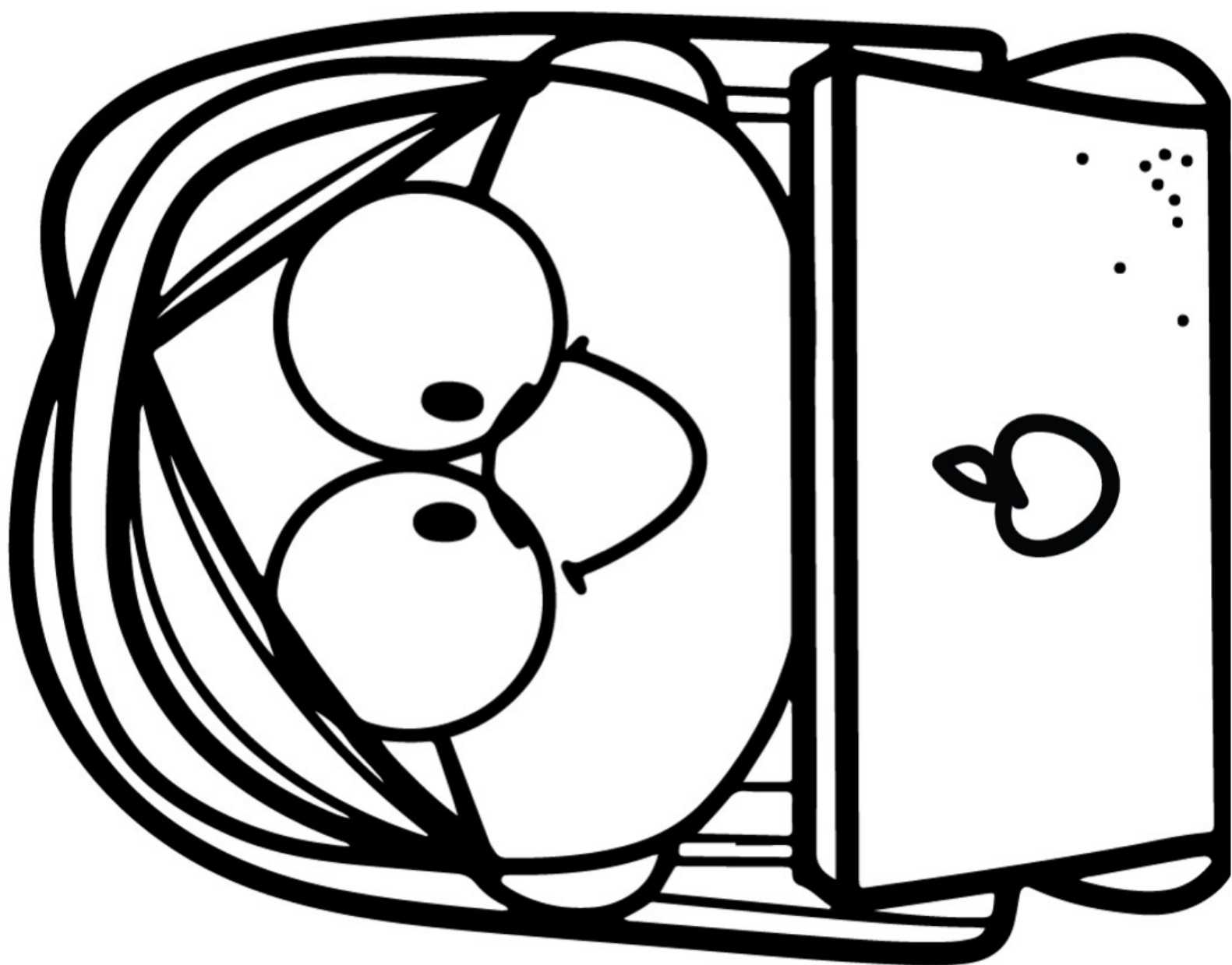


Does your family
have any rules
about screen
time at home?


© Music City Counselor

CRAFT









Name: _____

CYBER SAFETY

I am Cyber Safe when I...

CYBER

SAfETY

PLEDGE

CYBER SAFETY PLEDGE



I promise to be
smart, safe,
and kind online.

Name: _____

Date: _____

© Music City Counselor

CYBER SAFETY PLEDGE



I promise to be
smart, safe,
and kind online.

Name: _____

Date: _____

© Music City Counselor

CYBER SAFETY PLEDGE



I promise to be
smart, safe,
and kind online.

Name: _____

Date: _____

© Music City Counselor

CYBER SAFETY PLEDGE



I promise to be
smart, safe,
and kind online.

Name: _____

Date: _____

© Music City Counselor

CYBER SAFETY PLEDGE




I promise to be
smart, safe,
and kind online.

Name: _____

Date: _____

© Music City Counselor

CYBER SAFETY PLEDGE




I promise to be
smart, safe,
and kind online.

Name: _____

Date: _____

© Music City Counselor

CYBER SAFETY PLEDGE




I promise to be
smart, safe,
and kind online.

Name: _____

Date: _____

© Music City Counselor

CYBER SAFETY PLEDGE




I promise to be
smart, safe,
and kind online.

Name: _____

Date: _____

© Music City Counselor

CYBER SAFETY PLEDGE




I promise to be
smart, safe,
and kind online.

Name: _____

Date: _____

© Music City Counselor

CYBER SAFETY PLEDGE



I promise to be
smart, safe,
and kind online.

Name: _____

Date: _____

© Music City Counselor

CYBER SAFETY PLEDGE



I promise to be
smart, safe,
and kind online.

Name: _____

Date: _____

© Music City Counselor

CYBER SAFETY PLEDGE




I promise to be
smart, safe,
and kind online.

Name: _____

Date: _____

© Music City Counselor

CYBER SAFETY PLEDGE




I promise to be
smart, safe,
and kind online.

Name: _____

Date: _____

© Music City Counselor

CYBER SAFETY PLEDGE



I promise to be
smart, safe,
and kind online.

Name: _____

Date: _____

© Music City Counselor

CYBER SAFETY PLEDGE




I promise to be
smart, safe,
and kind online.

Name: _____

Date: _____

© Music City Counselor

CYBER SAFETY PLEDGE



I promise to be
smart, safe,
and kind online.

Name: _____

Date: _____

© Music City Counselor

WORKSHEETS

& COLORING


PAGES

Name: _____

© Music City Counselor

CYBER SAFETY


What would you do? Write on the lines what you would do in these situations to be cyber safe.



Someone online asked you to share your location with her.



You got a friend request from someone you don't know.



Someone you met on a video game asked you to meet up with them.


Name: _____

© Music City Counselor

CYBER SAFETY

How can these friends be more cyber safe?

Write some ideas for them on the lines.



Ja'Kya clicked on a link that brought her to an unsafe website.









Noah spent his mom's money on an app without asking first.



Carla talked to someone she didn't know in real life on messenger.


Name: _____

Color the pictures that show CYBER SAFE CHOICES.



Name: _____


Write and draw about what it means to be
CYBER SAFE.



Name: _____

Write and draw about what it means to be

CYBER SAFE.




Name: _____

I will be
CYBER SAFE!




Name: _____

I will be
CYBER SAFE!




Name: _____

I will be
CYBER SAFE!




Name: _____

I will be
CYBER SAFE!



Name: _____

I will be
CYBER SAFE!






Name: _____

I will be
CYBER SAFE!




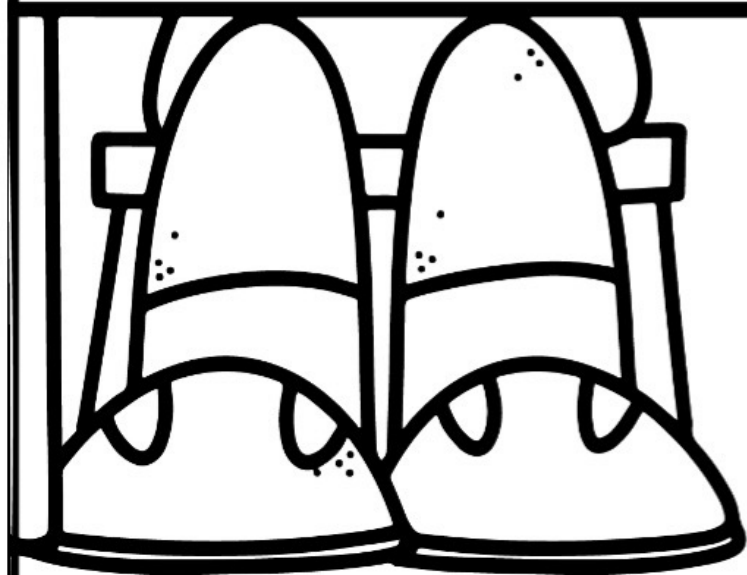
Name: _____

I will be
CYBER SAFE!



Name: _____

I will be
CYBER SAFE!



○ TERMS OF USE:

- Make copies for the purchaser's classroom AND share copies with other educators within your school building
- Reference (without distribution) this product in blog posts, seminars, professional development workshops, or other such venues provided there is both credit given to myself as the author and a link back to my TpT store included in the post/presentation

• YOU MAY •

- Claim the work as your own, alter the files in any way, or remove/attempt to remove the copyright
- Share this product with educators outside of your school building
- Repackage, sell, or giveaway this product to others
- Offer to share this product anywhere on the internet as a download or copy

• YOU MAY NOT •



Please contact me any time at laura@musiccitycounselor.com with questions, suggestions, resource requests, or comments. I'm here to help and would love to hear from you!

♥ Laura Oathout

THIS RESOURCE WAS MADE POSSIBLE THANKS TO:

